

1. PERFORMANCE

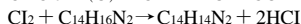
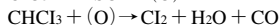
- | | | | |
|-----------------------------|--|------------|------------|
| 1) Measuring range | : 70-500 ppm | 35-250 ppm | 23-167 ppm |
| Number of pump strokes | 2 (200mℓ) | 3 (300mℓ) | 4 (400mℓ) |
| 2) Sampling time | : 3 minutes/2 pump strokes | | |
| 3) Detectable limit | : 20 ppm (400mℓ) | | |
| 4) Shelf life | : 2 years (Necessary to store in a refrigerated place ; 0 ~ 10 °C) | | |
| 5) Operating temperature | : 10 ~ 40 °C | | |
| 6) Temperature compensation | : Necessary (See "TEMPERATURE CORRECTION TABLE") | | |
| 7) Reading | : Direct reading from the scale calibrated by 2 pump strokes | | |
| 8) Colour change | : White → Yellowish orange | | |

2. RELATIVE STANDARD DEVIATION

RSD-low : 20 % RSD-mid. : 15 % RSD-high : 15 %

3. CHEMICAL REACTION

Chlorine is produced by an Oxidizer.



4. CALIBRATION OF THE TUBE

GAS CHROMATOGRAPHY

5. INTERFERENCE AND CROSS SENSITIVITY

Substance	Interference	ppm	Coexistence
Halogens	Similar stain is produced.		Higher readings are given.
Halogenated hydrocarbons	∕		∕
n-Hexane	FIG.2	200	Lower readings are given.

(NOTE)

In case of 3 pump strokes, following formula is available for the actual concentration.

Actual concentration = 1/2 × Temperature corrected value.

In case of 4 pump strokes, following formula is available for the actual concentration.

Actual concentration = 1/3 × Temperature corrected value.

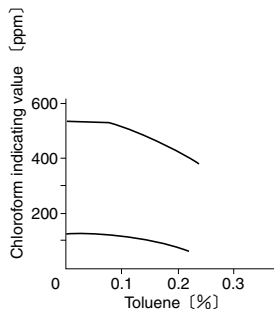


FIG.1 Influence of Toluene

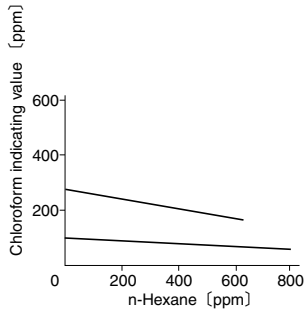


FIG.2 Influence of n-Hexane

TEMPERATURE CORRECTION TABLE

Scale Readings (ppm)	True Concentration (ppm)				
	10 °C (50 °F)	15 °C (59 °F)	20 °C (68 °F)	30 °C (95 °F)	40 °C (95 °F)
500	—	—	500	335	260
400	—	520	400	280	215
300	590	390	300	215	165
200	380	260	200	145	115
100	180	130	100	80	65
70	120	85	70	60	50